

8000MAX High Accurate OTDR

OPTIMIZED FOR FTTx/MDU FIBER DEPLOYMENTS
AND TROUBLESHOOTING, SUITABLE FOR METRO



BUY ONE, GET ALL

- OTDR (Auto)
- OTDR (Manual | Average)
- OTDR (Real Time)
- Event Map
- Optical Power Meter (OPM)
- Optical Light Source (OLS)
- Loss Testing
- Visual Fault Locator (VFL)
- Fiber End Face Detector
- Result Format Sor & PDF


2 YEAR
WARRANTY

5.6 Inch
TFT Capacitive Screen

45 dB
High Dynamic Range

4 Wave
2/3/4 Wavelengths

Fully featured, high accurate, dedicated OTDR with human engineering design, suitable for metro and optimized to test through optical splitters, for seamless end-to-end FTTx characterization and troubleshooting.



NEW FEATURES

- Launch Cable & Receive Cable Applicable, and Deduction Allowed from Trace
- Two Wavelengths to Process Testing Tasks Simultaneously
- Service Light Detecting and Start Protection

THE HANDHELD OTDR... REINVENTED

The 8000MAX series is handy, lightweight and rugged enough for any outside plant environment. With a 5.6-inch, outdoor-enhanced touchscreen—the most efficient handheld display in the industry—it delivers an unprecedented user experience. Its intuitive concise GUI ensures a fast learning curve. Plus, its new and improved environment offers icon-based functions, instant boot-up, as well as improved auto and real-time modes.

The 8000MAX series is a line of genuine high-performance OTDRs from the world's leading manufacturer. It delivers FirstFiber's tried and true OTDR quality and accuracy along with the best optical performance for right-first-time results, every time.

The amazing 8-hour battery life will never let a technician down, and the plug-and-play hardware options like fiber inspection probe and USB tools, make every technician's job easier.

Most importantly, the 8000MAX series is finally bringing the Event Map, an intelligent OTDR-based application, to the handheld market. This advanced software turns even the most complex trace analysis into a simple, one-touch task.

Multi Functions

ALL in ONE

OTDR

Light Source

Power Meter

VFL¹

Inspector²

Event Map³

I.L Testing⁴

Report Print⁵

- ¹ VFL is short for Visual Fault Locator which shines out red light (650nm) to locate cable break point.
- ² The inspector is used to check fiber connector's endface. Inspection probe is sold separately.
- ³ Events Map displays human friendly icons to indicate events.
- ⁴ OPM and OLS can be turned on at same time to test insertion loss.
- ⁵ The OTDR comes with PC software to help print out test reports.

Functions Display



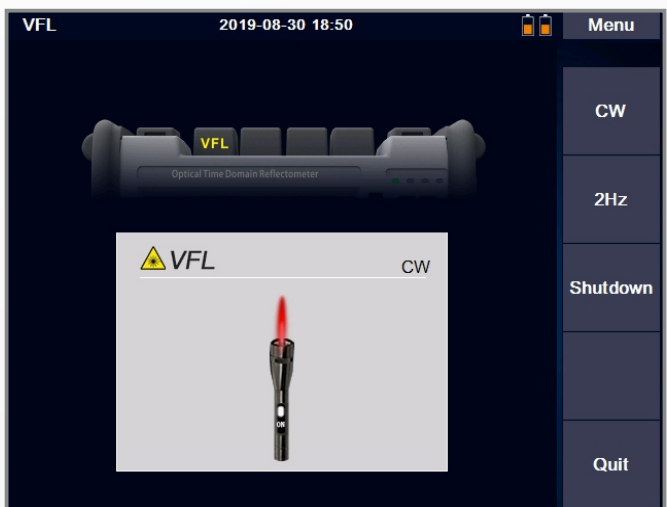
● OTDR



● Optical Power Meter



● Optical Light Source



● Visual Fault Locator



● Fiber Inspection Probe (Optional)

● Male Tips (Optional)

- 1.25PC-M
- 2.5PC-M
- 1.25APC-M
- 2.5APC-M

● Bulkhead Tips (Optional)

- SC-PC-F
- LC-PC-F
- FC-PC-F
- SC-APC-F
- LC-APC-F
- FC-APC-F



Specification

General

Size/Weight	21x155x68mm 1.1kg (Battery included)
Display	5.6 inch touch-sensitive TFT-LCD Screen, Resolution 640x480
Interface	1xUSB, 1xmini USB, 2xOTDR port, 1xVFL port, 1xPower Meter Port, 1xCharging Port
Power Supply	10V(dc), 100V(ac) to 240V(ac), 50~60Hz 7.4V/2500mAh x 2 lithium battery (with air traffic certification)
Battery	Operating Time: 8 hours, charging time: <3 hours
Power Saving	Back light: Common/Highligh/Power saving/Customized Auto power off: Never/1min/5min/10min/30min/60min
Data Storage	Internal memory: 16GB (about 100,000 curves)
Language	English, Spanish, French, Korean, Italian, Russian, Portugal, Hebrew
Environmental Conditions	Operating temperature and humidity: -10°C~+50°C, ≤95% (non-condensation) Storage temperature and humidity: -20°C~+75°C, ≤95% (non-condensation)

OTDR Module

Wavelength	850±20nm/1300±20nm/1310±20nm/1550±20nm/1625±20nm/1650±20nm
Dynamic Range	up to 45dB
Dead Zone	Attenuation Dead Zone: 4m, Event Dead Zone: 0.8m
Pulse Width	3ns, 5ns, 10ns, 20ns, 50ns, 100ns, 200ns, 500ns, 1μs, 2μs, 5μs, 10μs, 20μs
Distance Range	100m, 500m, 2km, 5km, 10km, 20km, 40km, 80km, 120km, 200km, 250km
Sampling Resolution	Minimum 5cm
Sampling Point	Maximum 256,000 points
Linearity	≤0.05dB/dB
Averaging Time	10s, 15s, 30s, Real Time, Customized
Scale Indication	X axis: 4~70m/div, Y axis: 0.09~5dB/div
Distance Accuracy	±(1m+measuring distance×3×10 ⁻⁵ +sampling resolution) (excluding IOR uncertainty)
Loss Threshold	0.01dB
Loss Resolution	0.001dB
Distance Resolution	0.01m
IOR Setting	1.2000~1.5999, 0.0001 step
Units	km, miles, kfeet
OTDR Trace Format	SOR and PDF

VFL Module

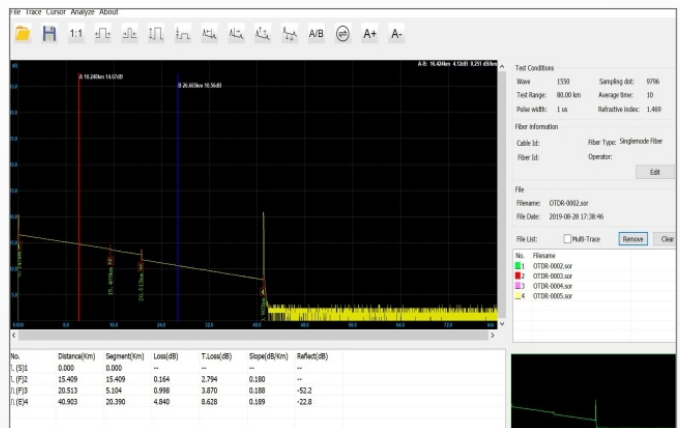
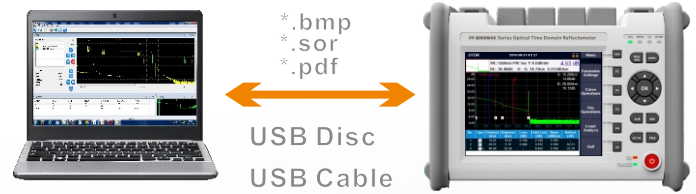
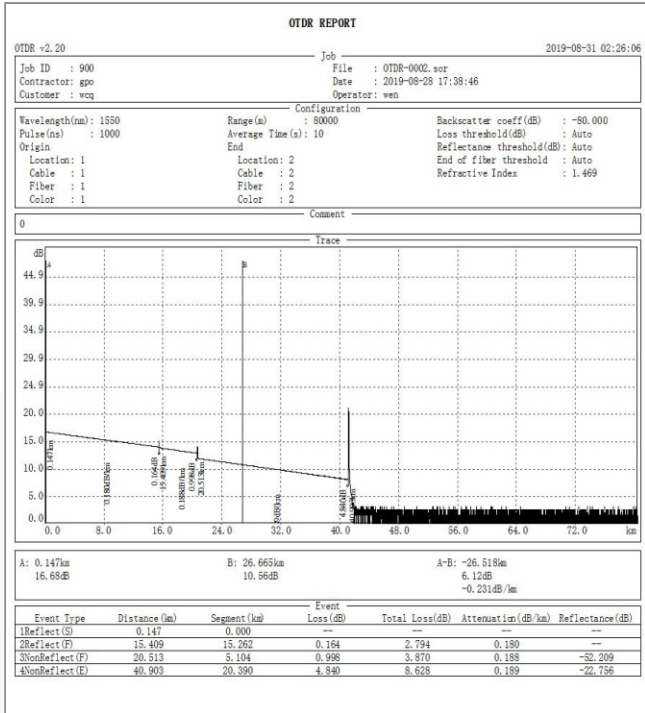
Wavelength	650nm±15
Output Power	10mw, CLASSIII B
Range	12km
Launching Mode	CW/2Hz

OPM Module

Wavelength	850/1300/1310/1490/1550/1625/1650nm
Test Range	-50~+ 25dBm
Resolution	0.01
Accuracy	±0.35dB±1nW
Modulation	270/1k/2k Hz, Pi≥-40dBm

OLS Module

Wavelength	Same as OTDR Wavelengths
Output Power	-5dBm±1dB
Output mode	CW/270/1k/2k Hz



Printed Testing Report

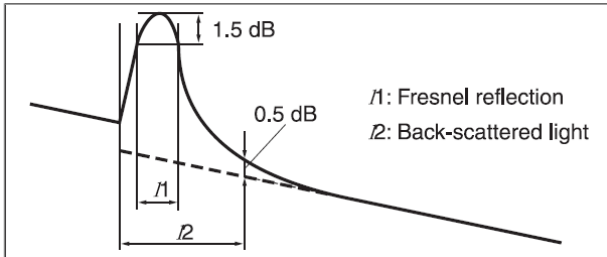
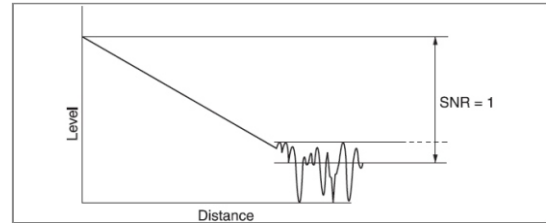


Bidirectional Analysis Software

★ Product specifications and descriptions in this document subject to change without notice.

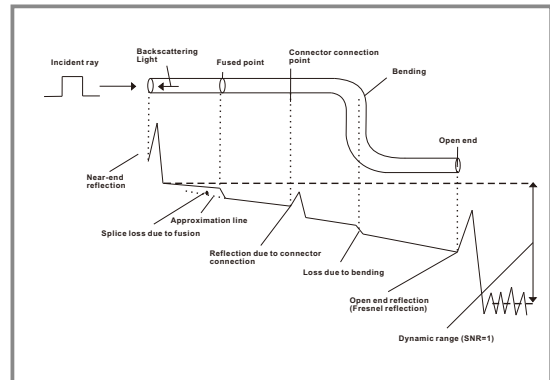
Notes

Dynamic range is measured with maximum pulse width, averaging time is 3 minutes, SNR=1; The level difference between the RMS noise level and the level where near end back-scattering occurs.



Instructions of OTDR Curves and Events that displayed on OTDR screen.

Event dead zone is measured with pulse width of 10ns; attenuation dead zone is also measured with pulse width of 50ns.



Ordering Information

Model#	Testing Wavelength	Dynamic Range	Event/ Attenuation Dead Zone
8000MAX-S1	1310/1550nm	32/30dB	0.8/4m
8000MAX-S2	1310/1550nm	35/33dB	0.8/4m
8000MAX-S3	1310/1550nm	37/35dB	0.8/4m
8000MAX-S4	1310/1550nm	40/38dB	0.8/4m
8000MAX-S5	1310/1550nm	42/40dB	0.8/4m
8000MAX-S6	1310/1550nm	45/43dB	0.8/4m
8000MAX-T2	1310/1550/1625nm	35/33/32dB	0.8/4m
8000MAX-T3	1310/1550/1650nm	35/33/32dB	0.8/4m
8000MAX-T4	1310/1550/1625nm	40/38/37dB	0.8/4m
8000MAX-T5	1310/1550/1650nm	40/38/37dB	0.8/4m
8000MAX-T6	1310/1550/1625nm	42/40/38dB	0.8/4m
8000MAX-T7	1310/1550/1650nm	42/40/38dB	0.8/4m
8000MAX-T8	1310/1550/1625nm	45/43/43dB	0.8/4m
8000MAX-M1	850/1300nm	20/26dB	1.2/5m
8000MAX-Q1	1310/1550/850/1300nm	28/26/20/26dB	0.8/4m, 1.2m/5m
8000MAX-Q2	1310/1550/850/1300nm	35/32/20/26dB	0.8/4m, 1.2m/5m

Wavelength & Dynamic Range
Can be Customized (OEM)

The Kit Includes: OTDR, FC/SC Connector, User Manual, Touch Pen, OTDRviewer Software, Power Charging Adapter, Carrying Case, Certificate of Calibrate